

The Hispanic Heart Center at The Mount Sinai Hospital Among The Top 5 Sites Nationwide

STUDY STATUS

SITES ACTIVATED

77

SITES ENROLLING

56

PATIENTS ENROLLED

260

PATIENTS RANDOMIZED


136

PATIENTS IMPLANTED

93

ANTHEM-HFrEF Pivotal Study

World Class Cardiovascular Care for the Hispanic Community | www.hispanicheartcenter.org



Dear All,
Welcome to our monthly e-newsletter. The Hispanic Heart Center at The Mount Sinai Hospital has been ranked among the top 5 enrolling sites nationwide for the ANTHEM-HFrEF Pivotal Study. The center is going to be subsequently involved in the next trial phase as well. ART seems to be a breakthrough therapy for patients with advanced heart failure.

Javier Castillo, MD
Director, Hispanic Heart Center

Estimados todos,
Bienvenidos a nuestro boletín electrónico mensual. El Hispanic Heart Center se ha posicionado entre los cinco centros nacionales que más pacientes han enrolado en el estudio ANTHEM-HFrEF. Por ello, el centro será incluido en la próxima fase del estudio. ART es sin duda una terapia prometedora para la insuficiencia cardíaca avanzada.


Javier Castillo, MD
Director, Hispanic Heart Center



Hispanic “Movers & Shakers” Panel

NEW YORK | NEW YORK


The 2019 Hispanic Heritage Month Movers & Shakers Panel “Moving the Culture Forward & Shaking Up the Status Quo” was organized and coordinated by Nancy Santiago at Intersection. With award-winning products like Link, the largest and fastest free public Wi-Fi network in the world, Intersection connects the digital and physical worlds, enhancing people’s journeys through their cities and offering brands the opportunity to drive more relevant and engaging advertising. Intersection’s support to the Hispanic Culture and diversity is beyond reproach. The Hispanic Heart Center was featured at the event.



Encuentro Internacional “El Continuo Cardiovascular”

BUENOS AIRES | ARGENTINA

The III Encuentro Internacional El Continuo Cardiovascular gathered in Buenos Aires, Argentina over 400 cardiovascular specialists. Doctor Robert O. Bonow gave the keynote lecture. The Hispanic Heart Center was present at the plenary session on structural heart disease. Furthermore, Dr. Javier Castillo led the main session on current controversies in management of mitral valve disease and participated on several interventional panels. Without doubt, the debates on potential interventional options for degenerative and functional mitral valve disease were the best rated by the attendees.



Hispanic Heritage Month in the United States

NEW YORK | NEW YORK


The United States annually honors the Hispanic community with a Hispanic Heritage Month celebration that runs from September 15th to October 15th. This is also extended to Canada and Latin America. Hispanics make up 17.3% of the US population (55.3M, being the second-largest ethnic group). People of Mexican origin account for a total of two-thirds. 75% of Hispanics speaks Spanish at home. 70% of Hispanics over 65 years-old live in four states: California, Texas, New York, and Florida. By 2050, the Hispanic population is projected to be 119M.



The Hispanic Heart Center at EACTS

LISBON | PORTUGAL

The 33rd Annual Meeting of the European Association for Cardio-Thoracic Surgery took place in Lisbon, Portugal. Over 5000 surgeons attended several sessions that focused on scientific developments and research in specialties such as Acquired Cardiac Disease, Congenital Heart Disease, Vascular Disease and Thoracic Disease. The Hispanic Heart Center was represented by Dr. Javier Castillo, who chaired a program on “potentially modifiable preoperative factors to improve outcomes in cardiac surgery”.



Living Your Senior Years with the “Glass Half Full”

NEW YORK | NEW YORK

The American Heart Association and the Hispanic Heart Center are hosting the next “Friends of Heart Luncheon”. This is in recognition and appreciation of the thoughtful and generous contributions from every single donor. The main focus of the gathering will be community outreach and promoting exercise and cardiovascular health in retired professionals with an emphasis on “normal and abnormal cardiovascular aging”.

Making an Impact on Patient Education

Structural heart disease is our specialty. We strive to proceed with a thorough history for evaluation of causes and symptoms, accurate assessment of the severity of the valvular abnormality by examination, pertinent diagnostic testing, and complete quantification of the severity of valve dysfunction and benefit of each potential therapeutic intervention. We have adapted, simplified, and fully translated the guidelines to improve and maximize patient understanding about indications and timing.

Primary Severe Mitral Regurgitation Insuficiencia Mitral Severa Primaria				
SYMPTOMS	EF	LVEDD	OTHER CONDITIONS	RECOMMENDATION
✓	>30%	-	-	Mitral valve surgery (mitral valve repair >>> mitral valve replacement)
✓	>30%	-	-	Cirugía valvular mitral (reparación valvular mitral >>> reemplazo valvular mitral)
✓	>30%	-	-	Mitral valve surgery (mitral valve repair >>> mitral valve replacement)
✓	>30%	-	-	Cirugía valvular mitral (reparación valvular mitral >>> reemplazo valvular mitral)
-	>30%	-	Prohibitive risk	Transcatheter mitral valve repair
-	>30%	-	Riesgo prohibitivo	Reparación valvular mitral transcatheter
-	30%-40%	-	-	Mitral valve surgery (mitral valve repair >>> mitral valve replacement)
-	30%-40%	-	-	Cirugía valvular mitral (reparación valvular mitral >>> reemplazo valvular mitral)
-	>40mm	-	-	Mitral valve surgery (mitral valve repair >>> mitral valve replacement)
-	>40mm	-	-	Cirugía valvular mitral (reparación valvular mitral >>> reemplazo valvular mitral)
-	>40mm	>40mm	-	Mitral valve surgery if likelihood of repair is >50% (heart valve centers of excellence)
-	>40mm	>40mm	-	Cirugía valvular mitral si la probabilidad de reparación es >50% (centros de excelencia)
-	>40mm	>40mm	Progressive LVSD	Mitral valve surgery (mitral valve repair >>> mitral valve replacement)
-	>40mm	>40mm	Progresión de DVI	Cirugía valvular mitral (reparación valvular mitral >>> reemplazo valvular mitral)
-	>40mm	>40mm	New onset of AF	Mitral valve surgery (mitral valve repair >>> mitral valve replacement)
-	>40mm	>40mm	Nuevo inicio de FA	Cirugía valvular mitral (reparación valvular mitral >>> reemplazo valvular mitral)
-	>40mm	>40mm	SHAP >50mmHg	Mitral valve surgery if likelihood of repair is >50% (heart valve centers of excellence)
-	>40mm	>40mm	SHAP >50mmHg	Cirugía valvular mitral si la probabilidad de reparación es >50% (centros de excelencia)

Severe Aortic Stenosis Estenosis Aórtica Severa				
DEGREE	SYMPTOMS	EF	OTHER CONDITIONS	RECOMMENDATION
Severe	✓	-	-	Aortic valve replacement
Severe	✓	-	-	Reemplazo valvular aórtico
Severe	-	<50%	-	Aortic valve replacement
Severe	-	<50%	-	Reemplazo valvular aórtico
Severe	-	-	Undergoing other SA	Aortic valve replacement
Severe	-	-	Recibe otra cirugía	Reemplazo valvular aórtico
Severe	-	-	Abnormal ETT	Aortic valve replacement
Severe	-	-	PE arterial	Reemplazo valvular aórtico
Severe	-	-	V ₂ >5 m/s	Aortic valve replacement in the setting of low surgical risk
Severe	-	-	AD >40 mmHg	Reemplazo valvular aórtico si el riesgo quirúrgico es bajo

1 Strong Benefit >>> Risk 1a Moderate Benefit >>> Risk 1b Weak Benefit >>> Risk

AF: atrial fibrillation, EF: ejection fraction, LVEDD: left ventricular end-diastolic diameter, LVSD: left ventricular systolic dysfunction, LVSD: left ventricular systolic dysfunction, PE: pulmonary embolism, SHAP: systolic heart pressure, SHAP: systolic heart pressure, SHAP: systolic heart pressure

Medellin RA et al. 2017 ACC/AHA Guidelines for the Management of Patients With Valvular Heart Disease: A Report of the American College of Cardiology/American Heart Association Task Force on Clinical Practice Guidelines. J Am Coll Cardiol. 2017;70(2):252-289

<https://www.hispanicheartcenter.org/portaldelpaciente>

Solidifying International Relationships



The Hispanic Heart Center will lead a plenary session on surgical echocardiography of the mitral valve at the XVIII Congreso Colombiano de Cardiología e Imagen Cardíaca in Medellín, Colombia.

MEDELLIN, COLOMBIA



The Hispanic Heart Center will lead a novel interactive session on current management of mitral valve disease at the XXIX Congreso Anual de la Sociedad Mexicana de Cirugía Cardíaca in Monterrey, Mexico.

MONTERREY, MEXICO



The first implant of a left ventricular assist device (LVAD) in Colombia took place at Clinica Shaio (Bogota) on Sept. 17, 2019. Doctor Johanna Contreras was present during the entire process to support the team.

CLINICA SHAI0, BOGOTA, COLOMBIA

Multiple Ways to Refer a Patient to the Hispanic Heart Center at The Mount Sinai Hospital



+1 (212) 659-6800 or +1 (212) 659-6820



+1 (212) 659-6818



javier.castillo@mountsinai.org



www.hispanicheartcenter.org/contacto



HISPANIC HEART CENTER
at The Mount Sinai Hospital
1190 Fifth Avenue, GP2W, Box 1028
New York, NY 10029





[linkedin.com/in/CastilloMD](https://www.linkedin.com/in/CastilloMD)



[facebook.com/hispanicheartcenter](https://www.facebook.com/hispanicheartcenter)



@hispanicheart

© 2019 Hispanic Heart Center | The Mount Sinai Hospital | 1190 Fifth Avenue | New York, NY